

# Color Clicker

Color Clicker  
scratch.mit.edu/name



Make a letter change color  
when you click it.



Andriette Your Name

1



## GET READY



Choose a backdrop.



Choose a letter from  
the Letters category.



## ADD THIS CODE

when this sprite clicked


रंग परिणाम 25 ने बदला

## TRY IT


Click your letter.




Spin



Spin  
scratch.mit.edu/terms




Make a letter turn when you click it.




Animate Your Name


2



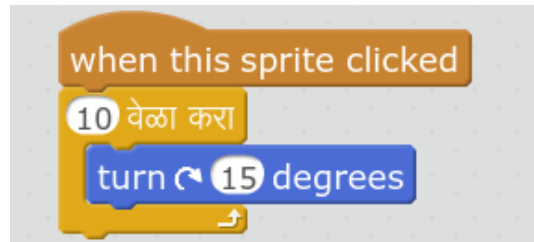
GET READY

Choose a letter from the Letters category.

New sprite: 




ADD THIS CODE




TRY IT

Click your letter.



TIP

Click this block to reset the sprite's direction.



# Play a Sound

scratch.mit.edu/name

## GET READY

Choose a backdrop.

Choose a letter from the Letters category.

Click the Sounds tab.

Choose a sound.

## ADD THIS CODE

Click the Scripts tab.


when this sprite clicked

guitar strum आवाज

## TRY IT


Click your letter.

Click a letter to play a sound.



Animate Your Name

3

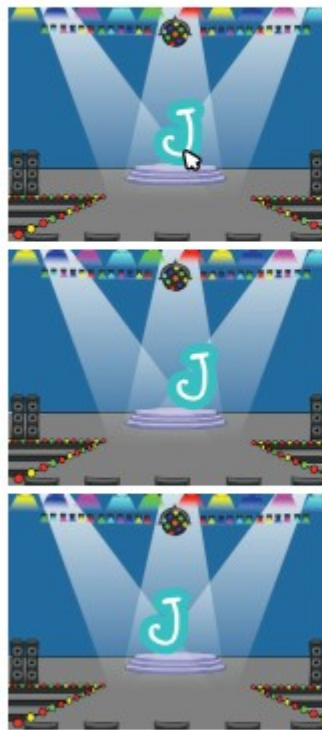


# Dancing Letter

# Dancing Letter

scratch.mit.edu/name

Make a letter move to the beat.

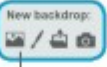


Available Your library

4



## GET READY

New backdrop: 

Choose a backdrop.



Choose a letter from the Letters category.

New sprite: 



when this sprite clicked

10 पावले चला

1 ड्रमचे 0.25 ठोके वाजवा

-10 पावले चला

1 ड्रमचे 0.25 ठोके वाजवा

Type a positive number to move forward.

Type a negative number to move back.

## TIP

You can choose any drum from the menu.

play drum 1 for 0.25 beats

- (1) Snare Drum
- (2) Bass Drum
- (3) Side Stick


# Change Size

scratch.mit.edu/mama



## GET READY

Choose a letter from the Letters category.

New sprite:



Make a letter get bigger and then smaller.



```
when this sprite clicked
  15 वेळा करा
  आकार 10 ने बदला
  15 वेळा करा
  आकार -10 ने बदला
```

Type a positive number to get bigger.


Type a negative number to get smaller.

## TRY IT

Click your letter.

## TIP

Click this block to reset the size.



AmiAnjanje Your Dreams

5

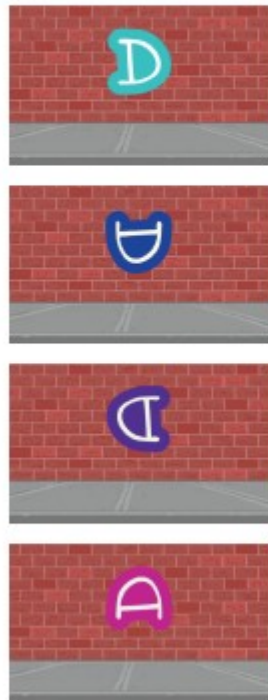


# Press a Key

# Press a Key

scratch.mit.edu/memes

Press a key to make your letter change.



## GET READY

Choose a backdrop. 

Choose a letter from the Letters category. 

New backdrop: 

New sprite: 

स्पेस बटण दाबले असता  
turn 90 degrees  
रंग परिणाम 25 ने बदला

Try different numbers.

## TRY IT

Press the space key.

## TIP

You can choose a different key from the menu. Then press that key!



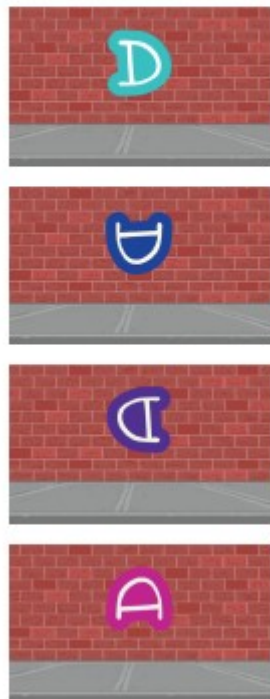
# Press a Key

# Press a Key

scratch.mit.edu/games



Press a key to make your letter change.



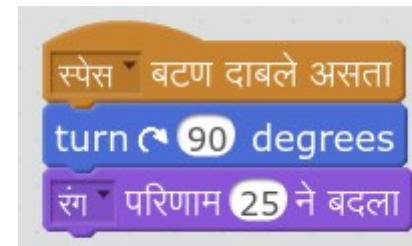
## GET READY

New backdrop:  
Choose a backdrop.



Choose a letter from  
the Letters category.

New sprite:  
D-Glow



Try different numbers.

## TRY IT

Press the **space** key.

## TIP

You can choose a different key from the menu.  
Then press that key!

