



#1 Dancing Friends

LEVEL: ★

Coding is fun, so let's dance!



Rules of playing:

1. Click to start and to stop;
2. Enjoy the music and dance;
3. How about inviting more friends to join?

Have fun!

Try this project online:

<https://scratch.mit.edu/projects/152974193/>

The blocks you will need:

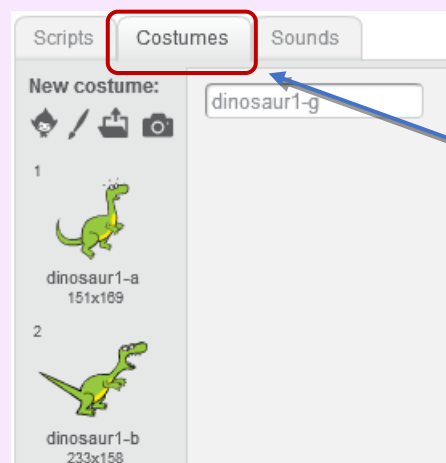



1

Create *Sprites*, our dancing friends.



Click here to choose 2 sprites: Dinosaur1 and Ballerina.

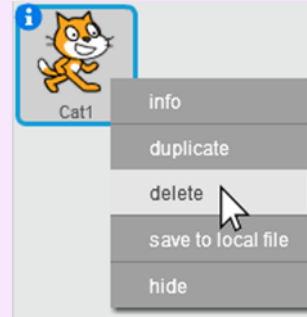


Click Costumes tab you can see many pictures of the sprite. When changing from one costume to another, the sprite looks like it's dancing.

2

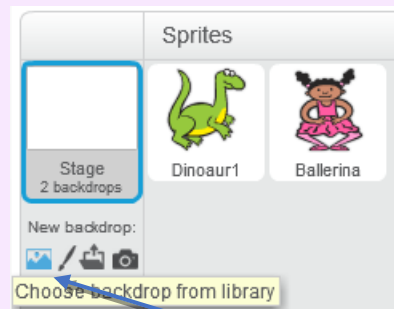


Since the cat is not a great dancer, we will remove it from the stage by clicking right mouse button on it, and then selecting delete.



3

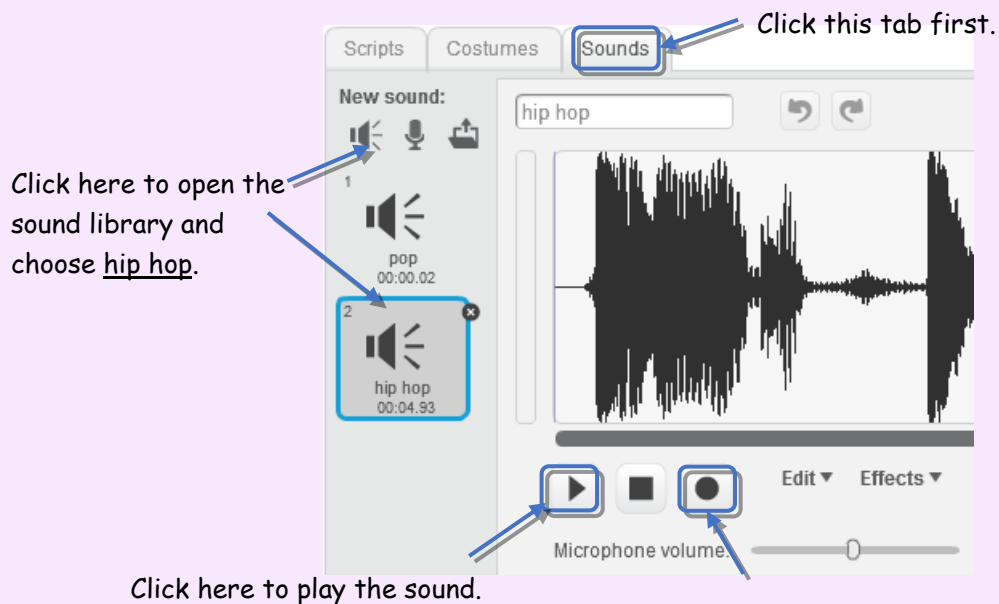
Select the backdrop of the stage.



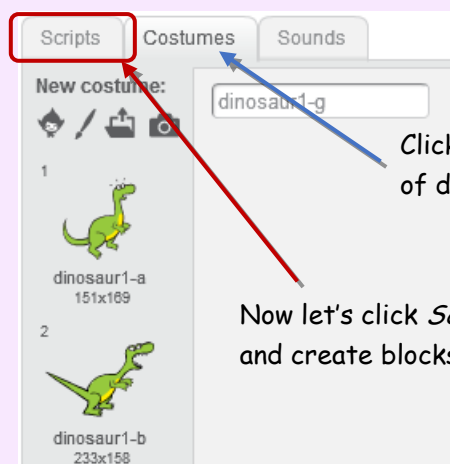
Click this image to select a backdrop picture: spotlight-stage.

4

Now we need to add a dancing music from the library.



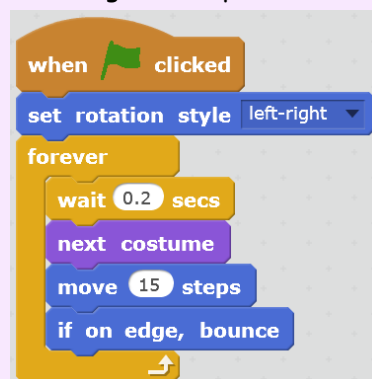
5



Click *Costumes* tab to see all costumes of dinosaur1.

Now let's click *Scripts* tab to open block panel and create blocks to teach dinosaur1 to dance.

And drag and drop these blocks for Dinosaur1:



We want Dinosaur1 to dance *forever*, change its *costume* 5 times a second and turn around (*bounce*) when it gets to one side of the stage.

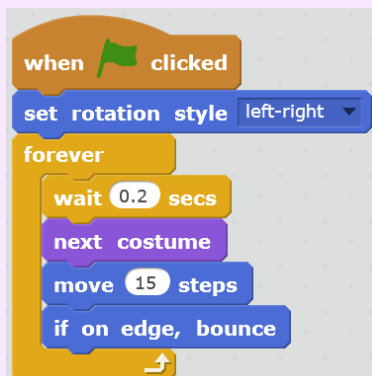


This is the dancing music. You can use anyone you like from the library.

6



Now let's teach Ballerina how to dance. It is exactly the same as Dinosaur1.

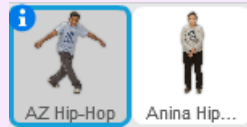


Now enjoy the play!



BONUS task. Why not invite more friends to the party?

Try AZ Hip-Hop and Anina Hip-Hop, both are great dancers. Invite as many friends as you want.



Well done! I hope you
enjoy the dance!

