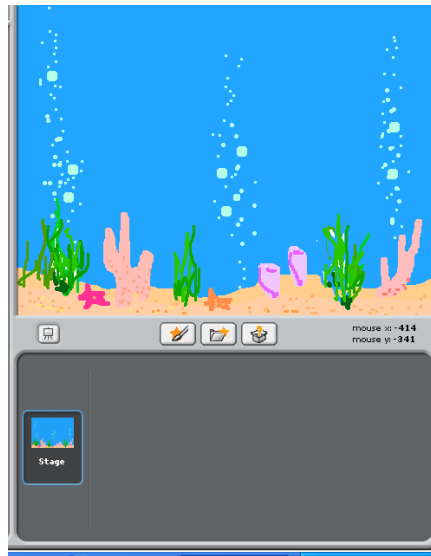




The Aquarium Project

1. Create a suitable stage background for your aquarium using the paint tools.

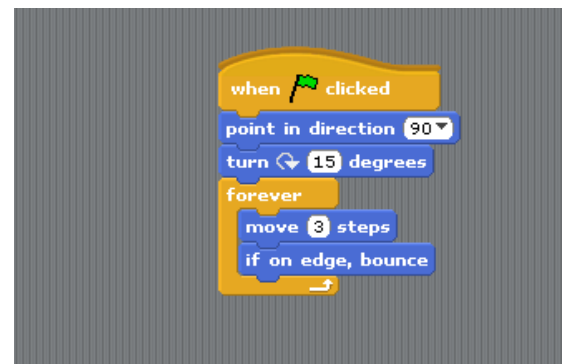
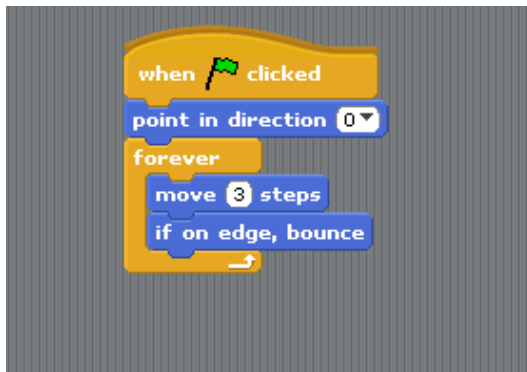


2. Include a number of fish and other appropriate sprites such as a crab, starfish etc.



3. Add a different script to each sprite using the following script examples:

- Change **direction** value and the number of **steps** to adjust the speed and direction of the sprite



- So that the fish do not move in a straight line include a **turn** and experiment with the value of the **degrees** to adjust the amount of rotation

4. Extension work - Add Say/ Think – speech and sound for one of your sprites

5. Test your aquarium and show your friends!!