









Bullying Commercial Storyboard

Public Service Announcement Storyboard

Draw a rough sketch of at least six frames of your final animation project. Make notes below on the lines provided, indicating the possible color modifiers, and/or direct manipulation paths that will be introduced in the frame sketched. Your time/frame numbers do not have to be consecutive but should be sequential.

- _____ **What Scratch BACKGROUNDS did you choose? (at least 2)**
- _____ **Which Scratch CHARACTERS (Sprites) best tell your story?**
- _____ **What COSTUME CHANGES did you use for your sprites?**
- _____ **What object or sprite is going to change COLOR? (5 Times)**
- _____ **What SOUND EFFECTS from Scratch are you going to use?**
- _____ **What MUSIC TRACK (Loop) from Scratch are you going to use?**
- ___ **Yes / No** _____ **Did you add 3 Sprite TALKING and 3 Sprite THINKING?**

	Time/Frame Number <input type="text"/>		Time/Frame Number <input type="text"/>		Time/Frame Number <input type="text"/>
_____		_____		_____	
_____		_____		_____	
_____		_____		_____	

	Time/Frame Number <input type="text"/>		Time/Frame Number <input type="text"/>		Time/Frame Number <input type="text"/>
_____		_____		_____	
_____		_____		_____	
_____		_____		_____	