






Contents The Tools & Skills of SCRATCH

Introduction: Acknowledgements		5
Downloading SCRATCH etc.		6
The Tools and Skills of SCRATCH		7
The Scratch Interface		8 – 9
Skill 1	Knowing the Names of the Scratch Tools	
Motion, Control and Looks Palettes		10 – 11
Skill 2	Dragging and Dropping	10
Skill 3	Editing a Text Field	10
Skill 4	Using a Drop List	11
Task 1	Make the cat move: [move] block	11
Task 2	Make the cat move further: [repeat] block	11
Task 3	Animate the cat: [next costume] block	11
Task 4	Make the cat walk: [green flag] and [wait] blocks	12
Skill 5	Importing a New Sprite; Giving it a New Costume	12
Skill 6	Copying Code from One Sprite to Another	12
Task 5	Make the bat fly	12
Task 6	Click the bat to make him fly: [when sprite clicked] and [forever loop] blocks	12
Task 7	Bat, Cat, Hat, Rat: A Word/Picture Game for Infants [when key pressed] , [hide] and [show] blocks	13
Task 8	Burst the ball: graphics and size blocks	14
Skill 7	Understanding How a Script Runs	14
Skill 8	Using Graphics Effects	14
Task 9	Investigate colour: [set color effect] and [change color effect] blocks	14
Sensing Palette		15 – 16
Skill 9	Using Reporter Blocks	15
Task 10	Click anywhere to stop the bat: [if] loop, [mouse down?] reporter and [stop script] blocks	15
Task 11	Set the start position of a sprite: [go to x: y:] and [if on edge]	16
Task 12	Put the cat in a spin: [touching mouse?] reporter	16

The Tools & Skills of SCRATCH

Operators Palette: the Paint Editor		 16
Task 13	Put the cat in a double spin: [not] operator block	16
Task 14	Use random numbers; Copy and Edit a costume: [pick random] operator block	17
Skill 10	Erasing Pixels in Paint Editor	17
Skill 11	Creating a New Sprite in Paint Editor	18
Skill 12	Changing the Colour of a Sprite	18
Task 15	Create two disc sprites in Paint Editor	18
Variables Palette: (a) Variable Blocks		 19
Skill 13	Creating a Variable	19
Task 16	Count the score every time green touches red [touching color] , [set variable] , [change variable]	19
Task 17	Create a text sprite and add script to it: [show] and [hide] blocks	20
Task 18	Broadcast and receive a message: [broadcast] , [when I receive] blocks	20
Skill 14	Importing a New Background from File Making a copy / Adding Title Text	21
Task 19	Switch backgrounds when a broadcast is received: [switch to background] block	21
Skill 15	Planning a Scratch Project with Multiple Sprites	22
Task 20	Create a Scratch Project with Multiple Sprites: [color touching color] , [point in direction] blocks	22 – 24
Skill 16	Painting a Background in Paint Editor	25
Task 21	Make a Game: It's Raining Bones: [set] , [change] and [score] variable blocks	25 – 26
Skill 17	Understanding X and Y in Scratch	26
Task 22	A two-way spinner: [set x] , [set y] , [x position] , [y position] , [greater than] and [and] operator blocks	27
Task 23	A Boy and his Dog – the Movie: [say] and [say for] blocks	28
Sounds Palette		 29
Task 24	Explore the Sound Blocks	29
Skill 18	Recording in Scratch	29

The Tools & Skills of SCRATCH

Task 25	Ask and Answer: [ask and wait], [answer] and [join] blocks	30
Variables Palette: (b) List Blocks		30
Skill 19	Understanding Lists	31
Task 26	Make and use a list: [add item], [item of] and [length of] blocks	31
Task 27	Create an easy quiz: concatenation explained	32 – 33
The Pen Palette		34
Skill 20	Using the Pen Blocks	34
Task 28(a)	Write and draw freehand	34
Task 28(b)	Draw straight lines	34
Task 29(a)	Draw regular shapes	35
Task 29(b)	Draw the circumference of a circle	35
Task 29(c)	Shapes and repeating patterns	35
Task 30	Patterns and Spirals:	
	(a) Use a variable to create a design	36
	(b) Put a loop inside another	36
	(c) Make rows and columns with the stamp tool	36



Seamus O'Neill is a primary teacher and the co-author of *Mathemagic*, the popular maths textbook for primary schools. He is a computer programmer and he tutors teachers in Scratch programming in Navan Education Centre.

Stephen Howell is a Computing lecturer with the Institute of Technology Tallaght where he lectures on Interactive Media & Software Development.