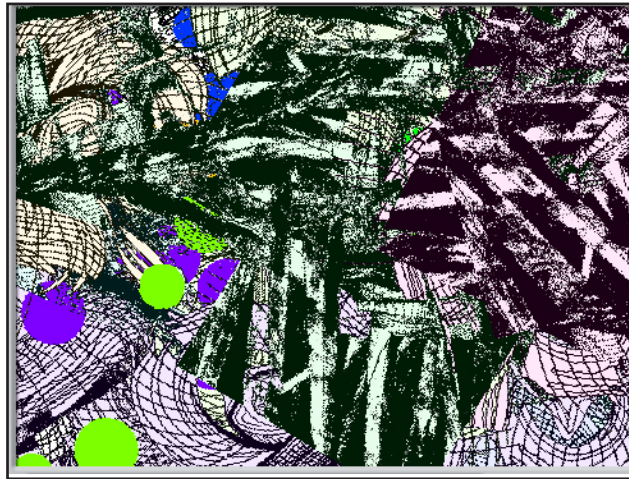


# PAINTING WITH WORDS

**objective:** create an interactive script that creates an image from words you type



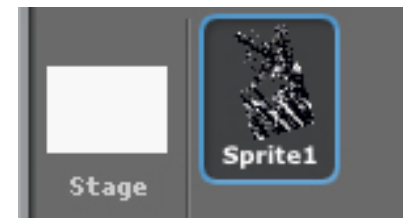
## Behind the Scenes:

**stage:** white, no background  
the script put in the background can actually be put in any of the sprites' scripts.



the screen is cleared when the space key is pressed

**Sprite 1:** using the "paint new sprite" option, create a sprite with any image you'd like or an image you have drawn. three costumes will be made for this sprite (shown in the bottom left image).




## Costumes:

the costumes are what will be used to generate your final image. if you want your image to be more varied you can use more costumes. Costumes 1 and 3 were hand drawn/painted and costume2 was generated by "painting" a new costume.

experiment: try using photos or even text!





## Sprite 1\*:

\*feel free to create as many costumes as you like and to divide the inequalities further

