


# PERSONALIZE

**objective:** use a simple Scratch script to create a “name stamp” that can be used to make a personal/unique sticker or business card design

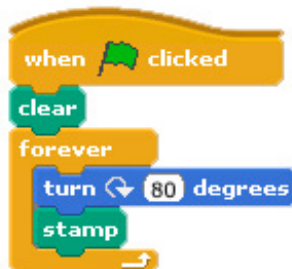


## Behind the Scenes:





**stage:** any solid colored stage will do, white used here

**sprite:** create your own sprite, use the text tool to type your name in a font and font size you like



**sprite script:** adjust degrees in blue block for different designs (22 and 80 degrees pictured)



## Think Creatively:

use this script to generate unique designs for business cards, stickers, decoration, etc!

